

# Recovering Non-Rigid 3D Shape from Image Streams

Christoph Bregler  
Computer Science Department  
Stanford University  
Stanford, CA 94305  
bregler@cs.stanford.edu

Aaron Hertzmann    Henning Biermann  
NYU Media Research Lab  
719 Broadway, 12th floor  
New York, NY 10003  
hertzman@mrl.nyu.edu, biermann@mrl.nyu.edu

## Abstract

*This paper addresses the problem of recovering 3D non-rigid shape models from image sequences. For example, given a video recording of a talking person, we would like to estimate a 3D model of the lips and the full face and its internal modes of variation. Many solutions that recover 3D shape from 2D image sequences have been proposed; these so-called structure-from-motion techniques usually assume that the 3D object is rigid. For example, Tomasi and Kanade's factorization technique is based on a rigid shape matrix, which produces a tracking matrix of rank 3 under orthographic projection. We propose a novel technique based on a non-rigid model, where the 3D shape in each frame is a linear combination of a set of basis shapes. Under this model, the tracking matrix is of higher rank, and can be factored in a three-step process to yield pose, configuration and shape. To the best of our knowledge, this is the first model free approach that can recover from single-view video sequences nonrigid shape models. We demonstrate this new algorithm on several video sequences. We were able to recover 3D non-rigid human face and animal models with high accuracy.*

## 1 Introduction

This paper demonstrates a new technique for recovering 3D non-rigid shape models from 2D image sequences recorded with a single camera. For example, this technique can be applied to video recordings of a talking person. It extracts a 3D model of the human face, including all facial expressions and lip movements.

Previous work has treated the two problems of recovering 3D shapes from 2D image sequences and of discovering a parameterization of non-rigid shape deformations separately. Most techniques that address the *structure-from-motion* problem are limited to rigid objects. For example, Tomasi and Kanade's factorization technique [14] recovers a shape matrix from image sequences. Under orthographic projection, it can be shown that the 2D tracking data matrix has rank 3 and can be factored into 3D pose and 3D shape with the use of the singular value decomposition

(SVD). Unfortunately these techniques can not be applied to nonrigid deforming objects, since they are based on the rigidity assumption.

Most techniques that learn models of shape variations do so on the 2D appearance, and do not recover 3D structure. Popular methods are based on Principal Components Analysis. If the object deforms with  $K$  linear degrees of freedom, the covariance matrix of the shape measurements has rank  $K$ . The principal modes of variation can be recovered with the use of SVD.

We show how 3D non-rigid shape models can be recovered under scaled orthographic projection. The 3D shape in each frame is a linear combination of a set of  $K$  basis shapes. Under this model, the 2D tracking matrix is of rank  $3K$  and can be factored into 3D pose, object configuration and 3D basis shapes with the use of SVD. We demonstrate the effectiveness of this technique on several data sets, including challenging recordings of human faces during speech and varying facial expressions and animal body motions.

Section 2 summarizes related approaches, Section 3 describes our algorithm, and Section 4 discusses our experiments.

## 2 Previous Work

Many solutions have been proposed to the *Structure-from-motion* problem. One of the most influential of these was proposed by Tomasi and Kanade [14] who demonstrated the factorization method for rigid objects and orthographic projections. Many extensions have been proposed, such as the multi-body factorization method of Co-seira and Kanade [6] that relaxes the rigidity constraint. In this method,  $K$  independently moving objects are allowed, which results in a tracking matrix of rank  $3K$  and a permutation algorithm that identifies the submatrix corresponding to each object. More recently, Basclé and Blake [1] proposed a method for factoring facial expressions and pose during tracking. Although it exploits the bilinearity of 3D pose and nonrigid object configuration, it requires a set of basis images selected before factorization is per-

formed. The discovery of these basis images is not part of their algorithm.

Various authors have demonstrated estimation of non-rigid appearance in 2D using Principal Components Analysis [15, 10, 3].

The most impressive 3D reconstruction of human faces was presented by Blanz and Vetter [4]. A high-resolution 3D model of the shape space was obtained by laser scanning a large face database a-priori. Using a hand initialization and iterative matching of shape, texture, and lighting, a very detailed 3D face shape could be recovered from one single image. Based on 2D image sequences, [7] and [11] were tracking the pose and configuration of human faces. A 3D face model was given a-priori as well. Basu [2] demonstrates how the parameters can be iteratively fitted to a video sequence, starting from an initial lip model. [12, 8] propose methods for recovering the 3D facial model itself using multiple views.

All existing methods for nonrigid 3D shapes either require an a-priori model or require multiple views. To the best of our knowledge, this is the first algorithm that can tackle this problem without the use of a prior model and without multiple view or other 3D input. In the next section, we demonstrate how a 3D nonrigid shape model can be recovered from single-view recordings in solving multiple factorization steps. No a-priori shape model is required. We demonstrate this technique on various recordings of human faces and animals.

### 3 Factorization Algorithm

We describe the shape of the non-rigid object as a key-frame basis set  $S_1, S_2, \dots, S_K$ . Each key-frame  $S_i$  is a  $3 \times P$  matrix describing  $P$  points. The shape of a specific configuration is a linear combination of this basis set:

$$S = \sum_{i=1}^K l_i \cdot S_i \quad S, S_i \in \mathbb{R}^{3 \times P}, l_i \in \mathbb{R} \quad (1)$$

Under a scaled orthographic projection, the  $P$  points of a configuration  $S$  are projected into 2D image points  $(u_i, v_i)$ :

$$\begin{bmatrix} u_1 & u_2 & \dots & u_P \\ v_1 & v_2 & \dots & v_P \end{bmatrix} = R \cdot \left( \sum_{i=1}^K l_i \cdot S_i \right) + T \quad (2)$$

$$R = \begin{bmatrix} r_1 & r_2 & r_3 \\ r_4 & r_5 & r_6 \end{bmatrix} \quad (3)$$

$R$  contains the first 2 rows of the full 3D camera rotation matrix, and  $T$  is the camera translation. The scale of the projection is coded in  $l_1, \dots, l_K$ . As in Tomasi-Kanade, we eliminate  $T$  by subtracting the mean of all 2D points, and henceforth can assume that  $S$  is centered at the origin.

We can rewrite the linear combination in (2) as a matrix-matrix multiplication:

$$\begin{bmatrix} u_1 & \dots & u_P \\ v_1 & \dots & v_P \end{bmatrix} = \begin{bmatrix} l_1 R & \dots & l_K R \end{bmatrix} \cdot \begin{bmatrix} S_1 \\ S_2 \\ \dots \\ S_K \end{bmatrix} \quad (4)$$

We add a temporal index to each 2D point, and denote the tracked points in frame  $t$  as  $(u_i^{(t)}, v_i^{(t)})$ . We assume we have 2D point tracking data over  $N$  frames and code them in the tracking matrix  $W$ :

$$W = \begin{bmatrix} u_1^{(1)} & \dots & u_P^{(1)} \\ v_1^{(1)} & \dots & v_P^{(1)} \\ u_1^{(2)} & \dots & u_P^{(2)} \\ v_1^{(2)} & \dots & v_P^{(2)} \\ \dots & \dots & \dots \\ u_1^{(N)} & \dots & u_P^{(N)} \\ v_1^{(N)} & \dots & v_P^{(N)} \end{bmatrix}$$

Using (4) we can write:

$$W = \underbrace{\begin{bmatrix} l_1^{(1)} R^{(1)} & \dots & l_K^{(1)} R^{(1)} \\ l_1^{(2)} R^{(2)} & \dots & l_K^{(2)} R^{(2)} \\ \dots & \dots & \dots \\ l_1^{(N)} R^{(N)} & \dots & l_K^{(N)} R^{(N)} \end{bmatrix}}_Q \cdot \underbrace{\begin{bmatrix} S_1 \\ S_2 \\ \dots \\ S_K \end{bmatrix}}_B \quad (5)$$

#### 3.1 Basis Shape Factorization

Equation (5) shows that the tracking matrix has rank  $3K$  and can be factored into 2 matrixes:  $Q$  contains for each time frame  $t$  the pose  $R^{(t)}$  and configuration weights  $l_1^{(t)}, \dots, l_K^{(t)}$ .  $B$  codes the  $K$  key-frame basis shapes  $S_j$ . The factorization can be done using singular value decomposition (SVD) by only considering the first  $3K$  singular vectors and singular values (first  $3K$  columns in  $U, D, V$ ):

$$\text{SVD: } W^{2N \times P} = \hat{U} \cdot \hat{D} \cdot \hat{V}^T = \hat{Q}^{2N \times 3K} \cdot \hat{B}^{3K \times P} \quad (6)$$

#### 3.2 Factoring Pose from Configuration

In the second step, we extract the camera rotations  $R^{(t)}$  and shape basis weights  $l_i^{(t)}$  from the matrix  $\hat{Q}$ . Although  $\hat{Q}$  is a  $2N \times 3K$  matrix, it only contains  $N(K+6)$  free variables. Consider the 2 rows of  $\hat{Q}$  that correspond to one single time frame  $t$ , namely rows  $2t-1$  and row  $2t$  (for convenience we drop the time index  $(t)$ ):

$$\begin{aligned} q^{(t)} &= \begin{bmatrix} l_1^{(t)} R^{(t)} & \dots & l_K^{(t)} R^{(t)} \end{bmatrix} \\ &= \begin{bmatrix} l_1 r_1 & l_1 r_2 & l_1 r_3 & \dots & l_K r_1 & l_K r_2 & l_K r_3 \\ l_1 r_4 & l_1 r_5 & l_1 r_6 & \dots & l_K r_4 & l_K r_5 & l_K r_6 \end{bmatrix} \end{aligned}$$

We can reorder the elements of  $q^{(t)}$  into a new matrix  $\bar{q}^{(t)}$ :

$$\begin{aligned} \bar{q}^{(t)} &= \begin{bmatrix} l_1 r_1 & l_1 r_2 & l_1 r_3 & l_1 r_4 & l_1 r_5 & l_1 r_6 \\ l_2 r_1 & l_2 r_2 & l_2 r_3 & l_2 r_4 & l_2 r_5 & l_2 r_6 \\ & & & \dots & & \\ l_K r_1 & l_K r_2 & l_K r_3 & l_K r_4 & l_K r_5 & l_K r_6 \end{bmatrix} \\ &= \begin{bmatrix} l_1 \\ l_2 \\ \dots \\ l_K \end{bmatrix} \cdot [r_1 \ r_2 \ r_3 \ r_4 \ r_5 \ r_6] \end{aligned}$$

which shows that  $\bar{q}^{(t)}$  is of rank 1 and can be factored into the pose  $\hat{R}^{(t)}$  and configuration weights  $l_i^{(t)}$  by SVD. We successively apply the reordering and factorization to all time blocks of  $\hat{Q}$ .

### 3.3 Adjusting Pose and Shape

In the final step, we need to enforce the orthonormality of the rotation matrices. As in [14], a linear transformation  $G$  is found by solving a least squares problem<sup>1</sup>. The transformation  $G$  maps all  $\hat{R}^{(t)}$  into an orthonormal  $R^{(t)} = \hat{R}^{(t)} \cdot G$ . The inverse transformation must be applied to the key-frame basis  $\hat{B}$  to keep the factorization consistent:  $S_i = G^{-1} \cdot \hat{S}_i$ .

We are now done. Given 2D tracking data  $W$ , we can estimate a non-rigid 3D shape matrix with  $K$  degrees of freedom, and the corresponding camera rotations and configuration weights for each time frame.

## 4 Experiments

Part of this work is motivated by our efforts in image-based facial animation, but the technique is not limited to the facial domain only. We collected several videos of people speaking sentences with various facial expressions. We also collected videos of animals in motion, to demonstrate the generality of this approach. The human face recordings contain rigid head motions, and non-rigid lip, eye, and other facial motions. We tracked important facial features with an appearance-based 2D tracking technique<sup>2</sup>. Figure 1 and 7 shows example tracking results for video-1 and video-2. For facial animation, we want explicit control over the rigid head pose and the implicit facial variations. In the following, we show how we were able to extract a 3D non-rigid face model parameterized by these degrees of freedom. Video-3 contains a walking giraffe (Figure 9). This video was tracked by a point feature tracker<sup>3</sup>.

We applied our method to all three video sequences. The first is a public broadcast originally recorded on film in the early 1960's (video-1) and contains 1213 video frames.




Figure 1: Example images from video-1 with overlaid tracking points. We track the eye brows, upper and lower eye lids, 5 nose points, outer and inner boundary of the lips, and the chin contour.

<sup>1</sup>The least squares problem enforces orthonormality of all  $R^{(t)}$ :  $[r_1 r_2 r_3] G G^T [r_1 r_2 r_3]^T = 1$ ,  $[r_4 r_5 r_6] G G^T [r_4 r_5 r_6]^T = 1$ ,  $[r_1 r_2 r_3] G G^T [r_4 r_5 r_6]^T = 0$

<sup>2</sup>We used a learned PCA-based tracker similar to [10]

<sup>3</sup>We used for this experiment a tracking approach reported in [13]

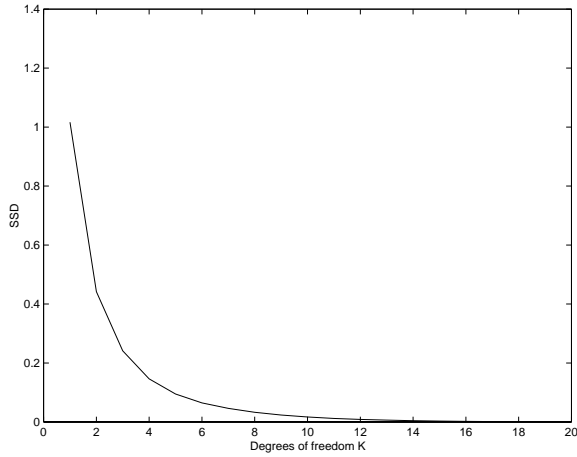


Figure 2: Average pixel SSD error of back-projected face model for different degrees of freedom:  $K$

The second video was recorded in our lab (video-2) and contains 1000 video frames. The third video was recorded in a public zoo and only contains 60 frames. All recordings are challenging for 3D reconstructions, since they contain very few out-of-plane head or body motions. In a first experiment, we computed the reconstruction error based on the number of degrees of freedom ( $K$ ) for video-1. We factorized the tracking data, and computed the back-projection of the estimated model, configuration, and pose into the image. Figure 2 shows the SSD error between the back-projected points and image measurements. For  $K = 16$  the error vanishes. For the remainder of the paper, we set  $K = 16$ . Figure 3 and 4 shows for example frames of video-1 and the reconstructed 3D  $S$  matrix rotated by the corresponding  $R^{(t)}$ . To illustrate the 3D data better, we fit a shaded smooth surface to the 3D shape points.

We also investigated the discovered modes of variation. We computed the mean and standard deviations of  $[l'_1, \dots, l'_k]$  in video-1. Figure 5 and 6 shows 4 standard deviations of the second and third modes ( $S_1, S_2, S_3$ ). Mode 1 covers scale change, mode 2 cover some aspect of mouth opening, and mode 3 covers eye opening. The remaining modes pick up more subtle and less intuitive variations.

Figure 8 shows the reconstruction results for video-2.

Figure 9 shows example frames of the walking giraffe. Tracking the complete surface of such an animal is much more difficult. Although it has very distinct features that makes it easier to track than other animals, there are still many local ambiguities to resolve. The reported experiments work in progress. For instance, we could only track features on the trunk, neck, and head with the technique in [13], but not the legs. We expect a combination of several different tracking strategies would be more robust.

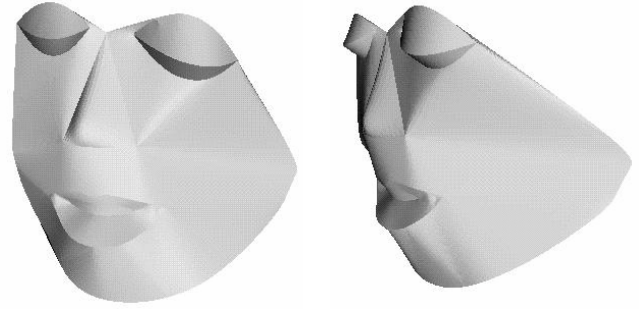


Figure 3: 3D reconstructed shape and pose for first frame of Figure 1

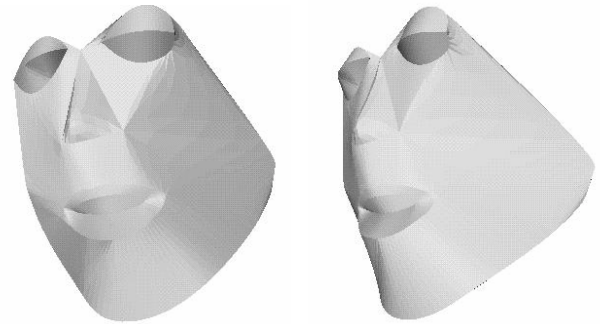


Figure 4: 3D reconstructed shape and pose for last frame of Figure 1

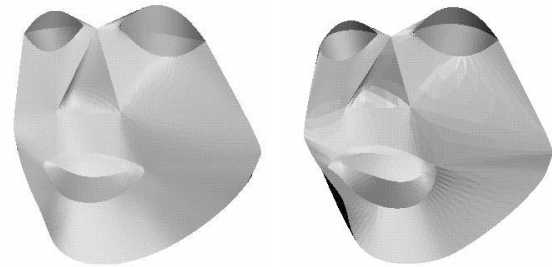


Figure 5: Variation along mode 2 of the nonrigid face model. The mouth deforms.

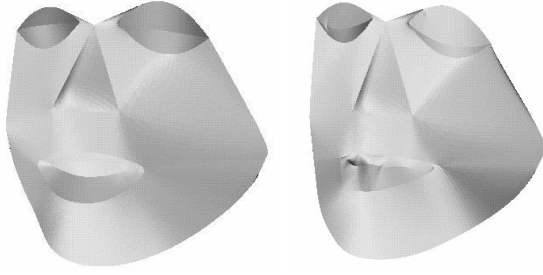


Figure 6: Variation along mode 3 of the nonrigid face model. The eyes close.




Figure 7: Example images from video-2 with overlaid tracking points.

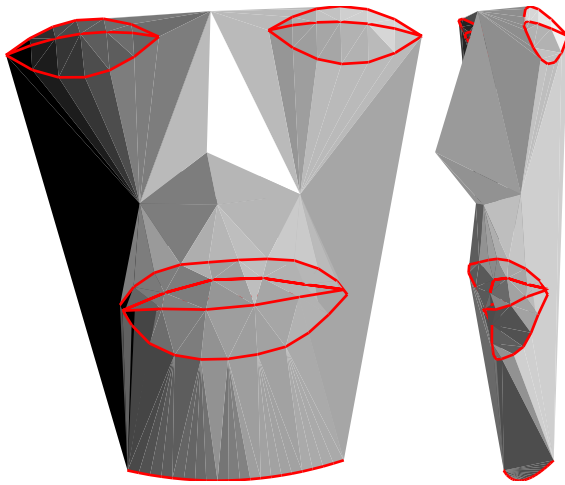


Figure 8: Front and side view for the reconstructions from video-2.




Figure 9: Example frames of the giraffe sequence

Another short-coming is that our technique can not deal with missing tracks yet (see discussion on our future plans). Therefore we could only track 161 features in a sequence of 60 frames total. Figure 10 and 11 shows the 3D reconstruction. Figure 12 illustrates the first mode of variation. The 2 different colored surfaces represent 2 opposing extremes. As you can see, this mode covers some of the head rotations and a deformation of the trunk due to internal bone motion. The second mode of variation is much more subtle and less intuitive (Figure 13).

The results on these 3 video databases are very encouraging. Given the limited range of out-of-plane face and body orientations, the 3D details that we could recover from the lip shapes and skin deformations are quite surprising.

## 5 Discussion

We have presented a simple but effective new technique for recovering 3D non-rigid shape models from 2D image streams without the use of any a-priori model. It is a three step procedure using multiple factorizations. We were able to recover 3D models for video recordings of human faces and animals. Although these are very encouraging results, we plan to evaluate this technique and its limitations on larger data sets. We are currently exploring an extension of this technique such that occluded feature tracks can be han-

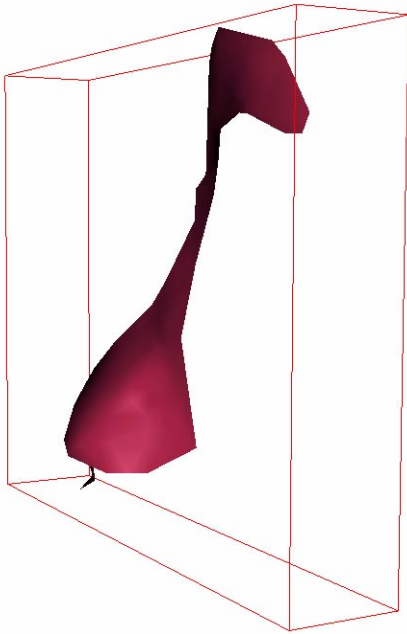


Figure 10: 3D reconstruction of the giraffe surface.

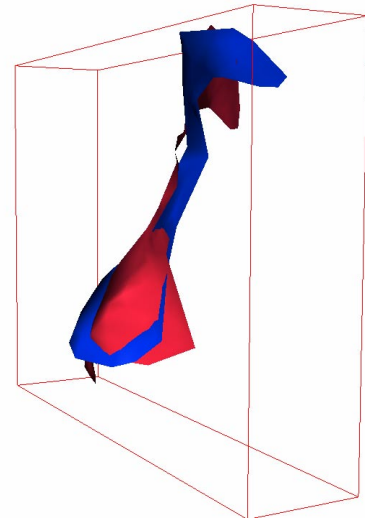


Figure 12: First mode of shape variation of giraffe model.




Figure 11: Other view of the 3D reconstruction of the giraffe surface.

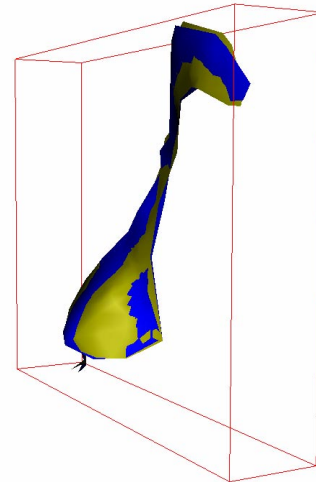


Figure 13: Second mode of shape variation of giraffe model.

dled. For example, [9] demonstrated a technique that deals with missing feature tracks for rigid 3D reconstruction. It projects a incomplete measurement matrix into a matrix of rank 3. The same technique can be used to project the incomplete matrix  $W$  into a complete matrix of rank  $3K$ . With such extensions, we anticipate to track longer sequences that contain many more view angles of the object.

Another interesting aspect that is currently under investigation is the bias of this technique. In many cases 3D rotation can be compensated with some degrees of freedom of the basis shape set. Despite this ambiguity, our technique has a strong bias towards representing as much as possible with the rotation matrix. The accompanying technical report [5] will have more details and experiments on these aspects.

Reconstructing non-rigid models from single-view video recordings has many potential applications. In addition, we intend to apply this technique to our image-based facial and full-body animation system and to a model based tracking system.

### Acknowledgments

We like to thank Ken Perlin, Denis Zorin, and Davi Geiger for fruitful discussions, and for supporting this research, Clilly Castiglia and Steve Cooney for helping with the data collection, and New York University, California State MICRO program and Interval Research for partial funding.

### References

- [1] B. Basclé and A. Blake. Separability of pose and expression in facial tracking and animation. In *Proc. Int. Conf. Computer Vision*, 1998.
- [2] S. Basu. A three-dimensional model of human lip motion. In *EECS Master Thesis, MIT Media Lab Report 417*, 1997.
- [3] A. Blake, M. Isard, and D. Reynard. Learning to track the visual motion of contours. In *J. Artificial Intelligence*, 1995.
- [4] Volker Blanz and Thomas Vetter. A morphable model for the synthesis of 3d faces. *Proceedings of SIGGRAPH 99*, pages 187–194, August 1999. ISBN 0-20148-560-5. Held in Los Angeles, California.
- [5] C. Bregler, A. Hertzmann, and H. Biermann. Recovering Non-Rigid 3D Shape from Image Streams. Technical report, 2000.  
<http://graphics.stanford.edu/~bregler/nonrig>.
- [6] J. Costeira and T. Kanade. A multi-body factorization method for motion analysis. *Int. J. of Computer Vision*, pages 159–180, Sep 1998.
- [7] Douglas DeCarlo and Dimitris Metaxas. Deformable model-based shape and motion analysis from images using motion residual error. In *Proc. Int. Conf. Computer Vision*, 1998.
- [8] Brian Guenter, Cindy Grimm, Daniel Wood, Henrique Malvar, and Frédéric Pighin. Making faces. In Michael Cohen, editor, *SIGGRAPH 98 Conference Proceedings*, Annual Conference Series, pages 55–66. ACM SIGGRAPH, Addison Wesley, July 1998. ISBN 0-89791-999-8.
- [9] D. Jacobs. Linear fitting with missing data for structure-from-motion. In *Proc. IEEE. Conf. Computer Vision and Pattern Recognition*, 1997.
- [10] A. Lanitis, Taylor C.J., Cootes T.F., and Ahmed T. Automatic interpretation of human faces and hand gestures using flexible models. In *International Workshop on Automatic Face- and Gesture-Recognition*, 1995.
- [11] F. Pighin, D. H. Salesin, and R. Szeliski. Resynthesizing facial animation through 3d model-based tracking. In *Proc. Int. Conf. Computer Vision*, 1999.
- [12] Frédéric Pighin, Jamie Hecker, Dani Lischinski, Richard Szeliski, and David H. Salesin. Synthesizing realistic facial expressions from photographs. In Michael Cohen, editor, *SIGGRAPH 98 Conference Proceedings*, Annual Conference Series, pages 75–84. ACM SIGGRAPH, Addison Wesley, July 1998. ISBN 0-89791-999-8.
- [13] J. Shi and C. Tomasi. Good features to track. In *CVPR*, 1994.
- [14] C. Tomasi and T. Kanade. Shape and motion from image streams under orthography: a factorization method. *Int. J. of Computer Vision*, 9(2):137–154, 1992.
- [15] M. Turk and A. Pentland. Eigenfaces for recognition. *Journal of Cognitive Neuroscience*, 3(1):71–86, 1991.